

South Dakota: Disability Employment Statistics

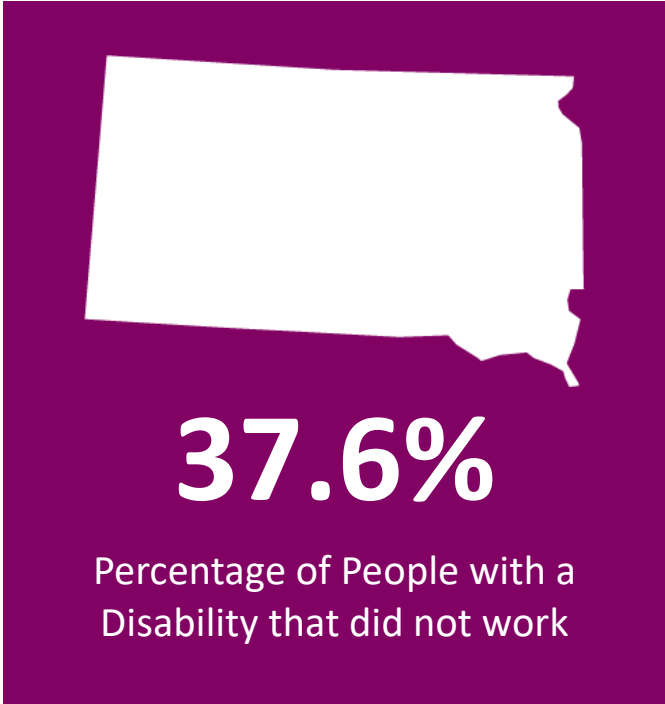
South Dakota By the Numbers:

Population and Employment Statistics¹

Working Age Population with a Disability (18-64): **56,388**

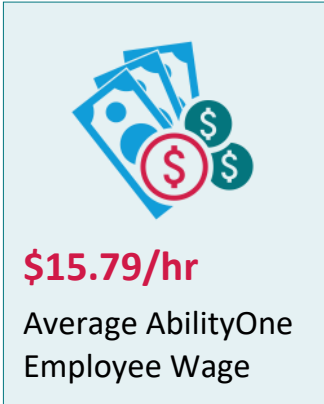
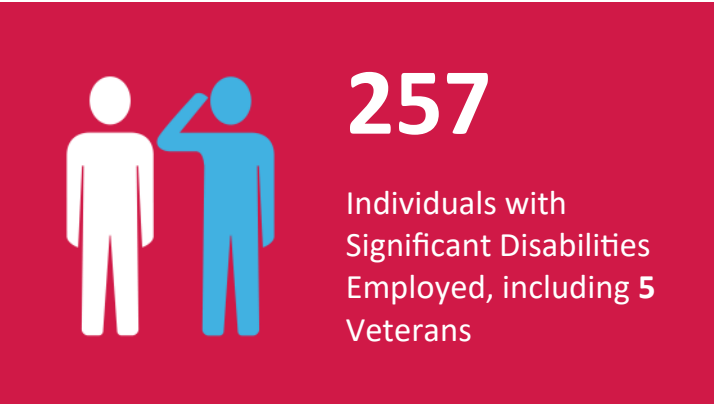
Percentage that did not work by Disability Type

Cognitive	35.9%
Hearing	21.8%
Ambulatory	59.1%
Visual	44.9%



SourceAmerica/AbilityOne Network By the Numbers²

4 nonprofit agencies headquartered in South Dakota participated in the program as SourceAmerica®/AbilityOne® authorized providers.




¹ Data from 2022 American Community Survey - <https://data.census.gov/cedsci/>

² Fiscal Year 2023

About SourceAmerica

SourceAmerica connects government customers and other organizations to a national network of AbilityOne® authorized providers that hire a talented segment of the workforce—people with disabilities. Established in 1974, SourceAmerica is committed to increasing economic and social inclusion and advocating for a more accessible future of work for people with disabilities. SourceAmerica, an [AbilityOne®](#) authorized enterprise, harnesses the momentum and boosts the capability of its network and customers as a leading job connector for the disability community. To learn more, visit SourceAmerica.org and follow @SourceAmerica on [Facebook](#), [Twitter](#), [Instagram](#), and [LinkedIn](#).



SourceAmerica Nonprofit Agencies in South Dakota

- Aspire, Inc.
- Black Hills Works
- Huron Area Center for Independence
- South Dakota Achieve

Other Nonprofit Agencies with AbilityOne Contracts in South Dakota

- Trace, Inc